

INTRODUCING THE

BATHING

COLLECTION 08/23

ROPER RHODES®
BATH





DESIGNED IN THE HOME OF BATHING

When settlers built the city of Bath in the late first century AD, they named it *Aquae Sulis*, or 'the waters of Sulis.' From the arched monuments of the Roman era to the grandiose Georgian crescents, visionaries have drawn from the same source to create a place steeped in beauty and history. We, too, have found inspiration in this city. For over four decades, Roper Rhodes has combined timeless style with quality and performance. Immersed in the past and designed for the present, we create and furnish enduring bathrooms—from our home to yours.

04

Beautiful Baths

Why us? Learn about the ethos behind our bath designs, our commitment to quality and our robust product guarantees.

12

Contemporary Baths

Clean, modern classics in a range of styles and sizes, our contemporary baths are beautifully proportioned for the modern home.

30

Traditional Baths

Inspired baths with historical references, our traditional bathing collection brings together the finest in classic design with Roper Rhodes proprietary detailing.

48

Bath Tub Accessories

From stand pipes to p-traps, our accessory ranges combine all the necessary elements of a well-appointed bath.

54

Brassware

Elevate your bath with beautifully crafted brassware in a range of styles and lustrous finishes, from mixer taps to shower systems.

58

Customer Services

From technical data to product queries, our comprehensive approach to service is at the heart of what we do.

Roper Rhodes

BEAUTIFUL BATHS

Our signature bathing collection embodies our legacy of design and time-honoured craftsmanship. Individually produced for quality and consistency, each of our baths marry beauty and utility to elevate the everyday bathing experience. From the quintessential lion foot to sleek, contemporary styles, the bathing collection features era spanning designs to suit any bathroom scheme.

Choose from freestanding tubs, single or doubled-ended styles, showering baths and back-to-wall options for complete design flexibility.



Quality Products

Purposeful design is evident in everything we do.

Individually made and stringently tested, each bath and bathing accessory in our collection represents the highest levels of quality and forty years of design expertise.

10 Year Guarantee

We believe good design stands the test of time.

Our baths, taps and showers are all guaranteed for ten years, giving you peace of mind now and for the future.



Breadth of Range

Bathing solutions to suit every home.

From classic to modern, the breath of our range caters to all tastes and practical requirements. With freestanding, back-to-wall and corner bath options available.



Roper Rhodes Bathtubs

CONTEMPORARY



Roper Rhodes Bathtubs

TRADITIONAL

Behind The Design

BATHTUB MATERIALS

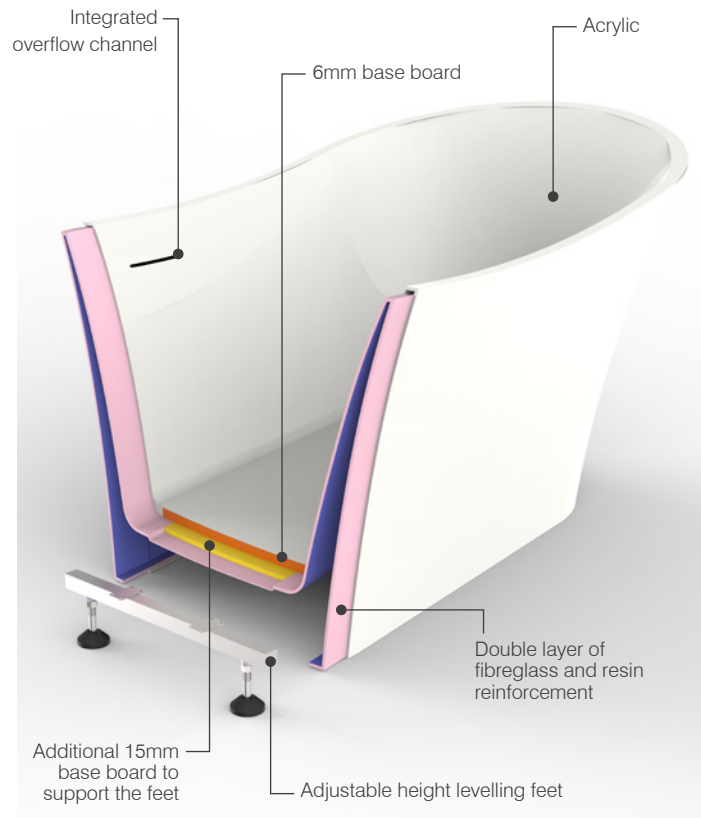

At Roper Rhodes, all of our products are precisely designed and expertly manufactured, using only the highest quality materials. Individually constructed, each bath is evaluated for material quality, structure and shape, consistency of finish and insulating properties. The integrity of our manufacturing process extends to our components and accessories, ensuring every aspect of your bath meets the highest possible standards.



*'Our luxurious acrylic bath tubs have
a beautifully smooth surface finish
with excellent colour consistency'*

A Closer Look

All Roper Rhodes baths are built with a dual skinned acrylic body and reinforced with multiple layers of resin fibre to provide superior strength and heat retention.



Our acrylic tubs offer several additional benefits. The double layer of acrylic and the middle reinforcement layer provide better insulation, ensuring water stays warm for longer. More robust and long-lasting, dual layered baths are resistant to flexing and deforming under pressure. A smoother, glossier finish allows for ease of cleaning, while a deeper pigment and improved colour consistency prevent discolouration over time.



The Bathtub Collection

CONTEMPORARY BATHS





Single Slipper Bathtub
PARADIGM

Overall Size(mm)
1650(l) x 725(w) x 735(h)

Material
Reinforced Acrylic

Bathtub Weight (unfilled)
39KG

Capacity
250L

Finish
Gloss White

Features:

- Integrated Overflow Channel
- Adjustable Height Levelling Feet
- Single Ended

Compatible Tap Types:

- Freestanding Bath Shower Mixer
- Freestanding Bath Filler
- Wall Mounted Bath Filler



Paradigm Single Slipper Bathtub

Acrylic



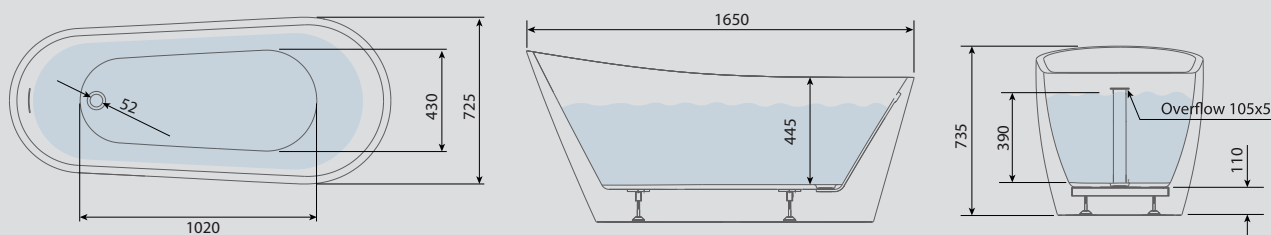
1650 x 725 x 735mm

BAC107

£1,550.00

Paired here with the Storm Nova freestanding bath shower mixer see page 55 for further details.

Technical Information



To complete the look of your bathtub you will need to choose a click waste



Bathtub Click Waste

Available in four finishes

Gloss White	BAA118	£45.00
Chrome	BAA106	£45.00
Black	BAA105	£65.00
Brushed Brass	BAA107	£90.00



Choose your waste see p26 for full details



Double Slipper Bathtub
PARADIGM

Overall Size(mm)
1740(l) x 760(w) x 710(h)

Material
Reinforced 3.2mm Acrylic

Bathtub Weight (unfilled)
41KG

Capacity
197L

Finish
Gloss White

- Features:**
- Integrated Overflow Channel
 - Adjustable Height Levelling Feet
 - Double Ended

- Compatible Tap Types:**
- Freestanding Bath Shower Mixer
 - Freestanding Bath Filler
 - Wall Mounted Bath Filler



Paradigm Double Slipper Bathtub
Acrylic



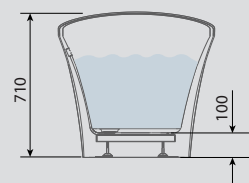
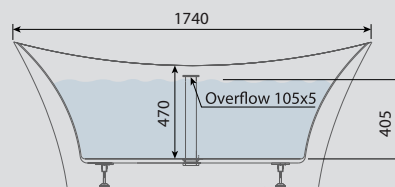
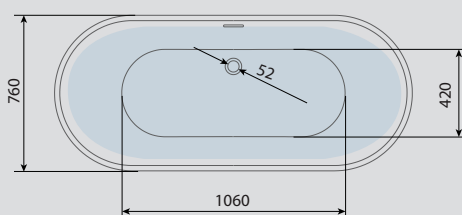
1740 x 760 x 710mm

BAC106

£1,595.00

Paired here with Storm Nova freestanding bath shower mixer
see page 55 for further details.

Technical Information



*To complete the look of your bathtub
you will need to choose a click waste*



Bathtub Click Waste
Available in four finishes

Gloss White	BAA118	£45.00
Chrome	BAA106	£45.00
Black	BAA105	£65.00
Brushed Brass	BAA107	£90.00



Choose your waste see p26 for full details



Square Bathtub
ACCENT

Overall Size(mm)
1700(l) x 720(w) x 590(h)

Material
Reinforced 3.2mm Acrylic

Bathtub Weight (unfilled)
37KG

Capacity
260L

Finish
Gloss White

Features:

- Integrated Overflow Channel
- Adjustable Height Levelling Feet

Compatible Tap Types:

- Freestanding Bath Shower Mixer
- Freestanding Bath Filler
- Wall Mounted Bath Filler



Accent Square Bathtub

Acrylic



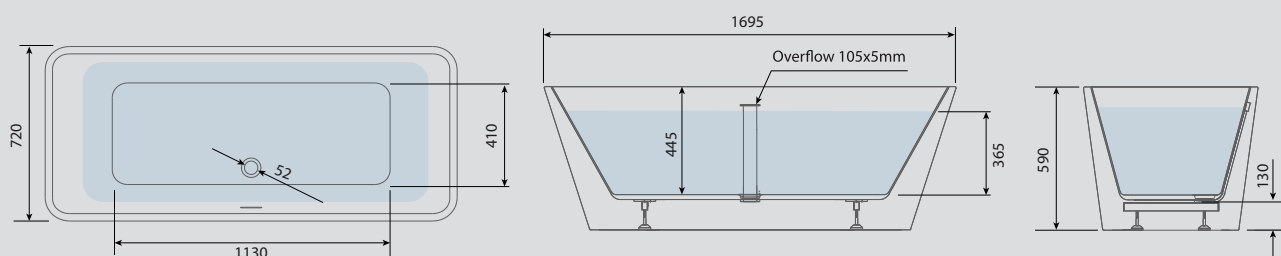
1700 x 720 x 590mm

BAC108

£1,595.00

Paired here with the Storm Nova freestanding bath shower mixer see page 55 for further details.

Technical Information



To complete the look of your bathtub you will need to choose a click waste



Choose your waste see p26 for full details



Bathtub Click Waste

Available in four finishes

Gloss White	BAA118	£45.00
Chrome	BAA106	£45.00
Black	BAA105	£65.00
Brushed Brass	BAA107	£90.00





Freestanding Bathtub

NOTE





Note Freestanding Bathtubs

Acrylic



1500 x 750 x 590mm	BAC101	£1,495.00
1600 x 750 x 590mm	BAC102	£1,550.00
1700 x 750 x 590mm	BAC103	£1,595.00

Paired here with the Storm Nova freestanding bath shower mixer see page 55 for further details.



Overall Sizes (mm)

1500(l) x 750(w) x 590(h)

1600(l) x 750(w) x 590(h)

1700(l) x 800(w) x 590(h)

Material

Reinforced 3.2mm Acrylic

Bathtub Weight (unfilled)

32KG - 1500mm

34KG - 1600mm

36KG - 1700mm

Capacity

248L - 1500mm

260L - 1600mm

292L - 1700mm

Finish

Gloss White

Features:

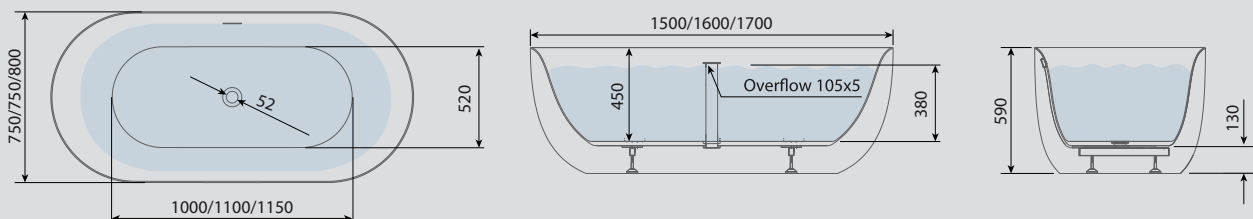
- Integrated Overflow Channel
- Adjustable Height Levelling Feet
- Space Saving - 1500mm
- Double Ended

Compatible Tap Types:

- Freestanding Bath Shower Mixer
- Freestanding Bath Filler
- Wall Mounted Bath Filler



Technical Information



To complete the look of your bathtub you will need to choose a click waste



Bathtub Click Waste

Available in four finishes

Gloss White	BAA118	£45.00
Chrome	BAA106	£45.00
Black	BAA105	£65.00
Brushed Brass	BAA107	£90.00

Choose your waste see p26 for full details



Back To Wall Bathtub

NOTE

Overall Size(mm)
1700(l) x 820(w) x 585(h)

Material
Reinforced 3.2mm Acrylic

Bathtub Weight (unfilled)
44KG

Capacity
270L


Finish
Gloss White

Features:

- Integrated Overflow Channel
- Back To Wall Fitted Style
- Adjustable Height Levelling Feet
- Double Ended

Compatible Tap Types:

- Freestanding Bath Shower Mixer
- Deck Mounted Bath Filler
- Wall Mounted Bath Filler



Note Back To Wall Bathtub

Acrylic



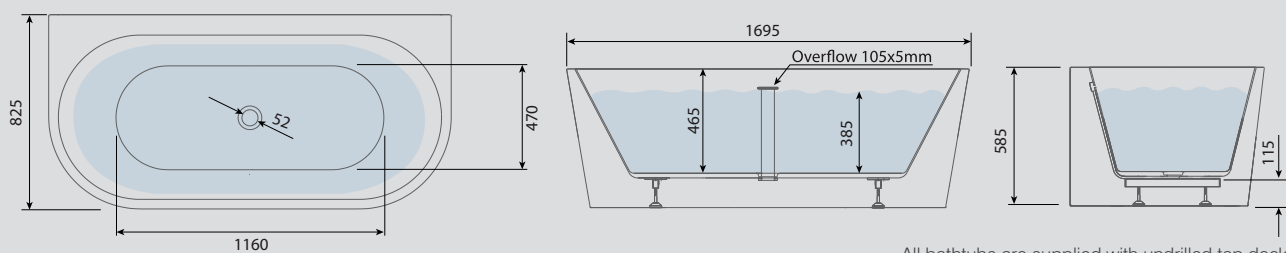
1700 x 820 x 585mm

BAF103

£1,595.00

Paired here with the Storm Nova freestanding bath shower mixer see page 55 for further details.

Technical Information



All bathtubs are supplied with undrilled tap decks

To complete the look of your bathtub you will need to choose a click waste



Bathtub Click Waste

Available in four finishes

Gloss White	BAA118	£45.00
Chrome	BAA106	£45.00
Black	BAA105	£65.00
Brushed Brass	BAA107	£90.00

Choose your waste see p26 for full details



Corner Shower Bathtub

NOTE

Overall Size(mm)

1700(l) x 820(w) x 595(h)

Material

Reinforced 3.2mm Acrylic

Bathtub Weight (unfilled)

39KG

Capacity

249L

Finish

Gloss White

Features:

- Integrated Overflow Channel
- Adjustable Height Levelling Feet
- Space Saving
- Double Ended
- Tap Deck
- Corner Fitting - Compatible With Showers

Compatible Tap Types:

- Freestanding Bath Shower Mixer
- Deck Mounted Bath Filler
- Wall Mounted Bath Filler



Note Corner Shower Bathtub

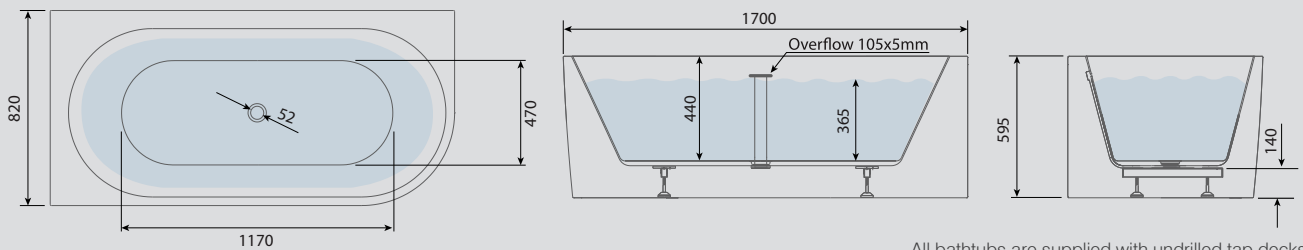
Acrylic



1700 x 820 x 595mm - Left	BAF101	£1,595.00
1700 x 820 x 595mm - Right	BAF102	£1,595.00

Paired here with a Unity shower system and Storm Nova taps see page 55 for further details.

Technical Information



All bathtubs are supplied with undrilled tap decks
Left orientation shown - BAF101

To complete the look of your bathtub you will need to choose a click waste



Bathtub Click Waste

Available in four finishes

Gloss White	BAA118	£45.00
Chrome	BAA106	£45.00
Black	BAA105	£65.00
Brushed Brass	BAA107	£90.00

Choose your waste see p26 for full details

Contemporary Bathtub

ACCESSORIES



Bathtub Click Waste

Complete your contemporary bath with the addition of a coordinating waste, available in four sophisticated finishes to suit your chosen brassware.

- Operates with a simple click mechanism
- Specially plated for improved scratch resistance and durability
- Compatible with all Roper Rhodes baths

Bathtub Click Waste

Available in four finishes

Gloss White	BAA118	£45.00
Chrome	BAA106	£45.00
Black	BAA105	£65.00
Brushed Brass	BAA107	£90.00

To be used with Contemporary Roper Rhodes bathtubs







The Bathtub Collection

TRADITIONAL
BATHS





Roll Top Bathtub
HARROW





Harrow Double Ended Roll Top Bathtub

Acrylic



1610 x 785 x 695mm	BAC104	£1,650.00
1770 x 785 x 695mm	BAC105	£1,695.00

Paired here with the Keswick bath shower mixer & standpipes see page 57 for further details.



Overall Size(mm)

1610(l) x 785(w) x 695(h)

1770(l) x 785(w) x 695(h)

Material

Reinforced 3.2mm Acrylic

Bathtub Weight (unfilled)

38KG - 1610mm

40KG - 1700mm

Capacity

195L - 1500mm

230L - 1700mm

Finish

Gloss White

Features:

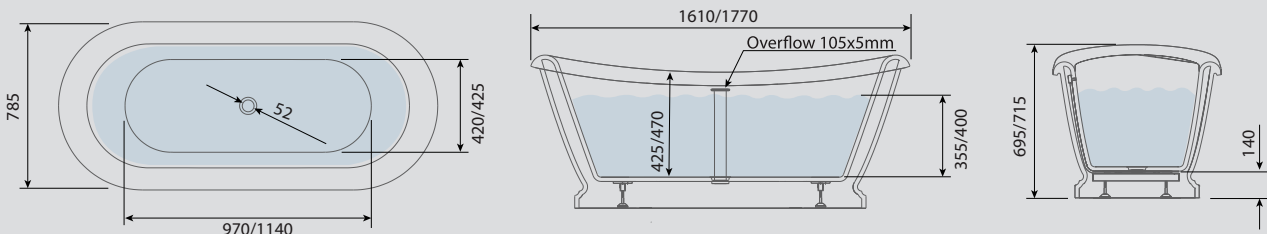
- Integrated Overflow Channel
- Adjustable Height Levelling Feet
- Space Saving - 1610mm
- Can be painted if desired
- Double Ended

Compatible Tap Types:

- Freestanding Bath Shower Mixer
- Freestanding Bath Filler
- Wall Mounted Bath Filler



Technical Information



All Roper Rhodes bathtubs are supplied in a white gloss outer surface. If you wish to paint your bath, please use suitable acrylic primers and paint. If in doubt, seek advice from the paint manufacturer.

To complete the look of your bathtub you will need to choose a click waste



Bathtub Click Waste

Available in four finishes

White	BAA118	£45.00
Chrome	BAA106	£45.00
Black	BAA105	£65.00
Brushed Brass	BAA107	£90.00

Choose Your Waste see p26 for full details



Double Slipper Bathtub
WIDCOMBE

Overall Size With Feet(mm)

1750(l) x 710(w) x 800(h)

Material

Reinforced 3.2mm Acrylic

Bathtub Weight (unfilled)

31KG

Capacity

195L

Finish

Gloss White

Features:

- Height Adjustable Floor Fixings Provided With All Feet
- Can Be Painted If Desired
- Double Ended
- Tap Deck

Compatible Tap Types:

- Deck Mounted Bath Filler



Widcombe Double Ended Slipper Bathtub

Acrylic



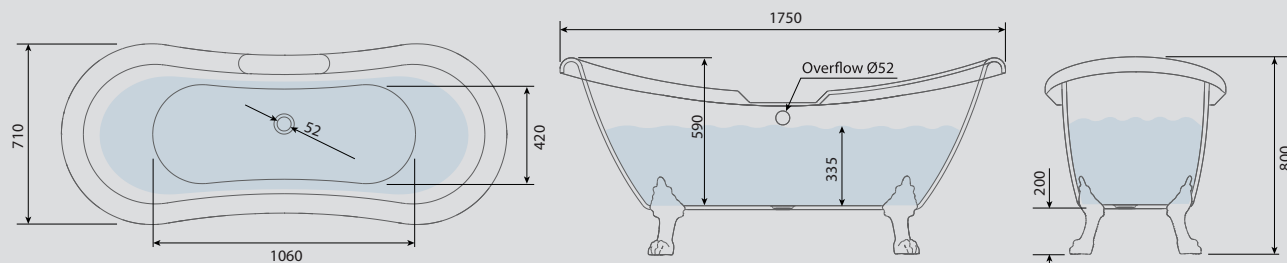
1750 x 710 x 800mm

BAT104

£875.00

Paired here with the Keswick bath shower mixer & shrouds see page 57 for further details.

Technical Information




All bathtubs are supplied with undrilled tap decks

All Roper Rhodes bathtubs are supplied in a white gloss outer surface. If you wish to paint your bath, please use suitable acrylic primers and paint. If in doubt, seek advice from the paint manufacturer.


To complete the look of your bathtub you will need to choose the following accessories



Choose Your Bath Feet p48



Choose Your Overflow & Waste Kit p49



Choose Your Trap & Waste Pipe p50



Choose Your Tap Shrouds or Standpipes p51



Choose Your Brassware p55-57



Roll Top Bathtub
WIDCOMBE





Widcombe Double Ended Roll Top Bathtub

Acrylic



1535 x 775 x 620mm	BAT101	£875.00
1695 x 740 x 620mm	BAT102	£875.00

Paired here with the Keswick bath shower mixer & shrouds see page 57 for further details.



Overall Size With Feet(mm)

1535(l) x 775(w) x 660(h)

1695(l) x 740(w) x 660(h)

Material

Reinforced 3.2mm Acrylic

Bathtub Weight (unfilled)

1500mm - 28KG

1700mm - 30KG

Capacity

1500mm - 165L

1700mm - 184L

Finish

Gloss White

Features:

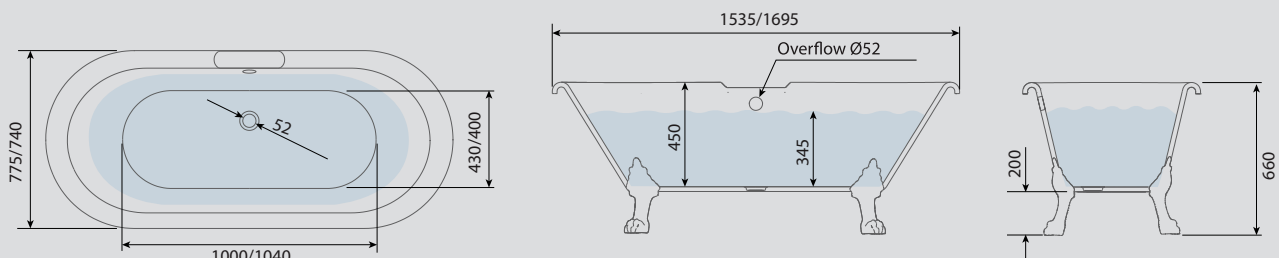
- Height Adjustable Floor Fixings Provided With All Feet
- Can Be Painted If Desired
- Space Saving - 1535mm
- Floor Fixings Kit Provided
- Tap Deck
- Double Ended

Compatible Tap Types:

- Deck Mounted Bath Filler



Technical Information




All bathtubs are supplied with undrilled tap decks

All Roper Rhodes bathtubs are supplied in a white gloss outer surface. If you wish to paint your bath, please use suitable acrylic primers and paint. If in doubt, seek advice from the paint manufacturer.


To complete the look of your bathtub you will need to choose the following accessories



Choose Your Bath Feet p48




Choose Your Overflow & Waste Kit p49



Choose Your Trap & Waste Pipe p50



Choose Your Tap Shrouds or Standpipes p51



Choose Your Brassware p55-57



Single Slipper Bathtub
WIDCOMBE

Overall Size With Feet(mm)
1550(l) x 720(w) x 790(h)

Material
Reinforced 3.2mm Acrylic

Bathtub Weight (unfilled)
28KG

Capacity
159L

Finish
Gloss White

Features:

- Height Adjustable Floor Fixings Provided With All Feet
- Can Be Painted If Desired
- Space Saving
- Single Ended

Compatible Tap Types:

- Freestanding Bath Shower Mixer
- Bath Shower Mixer & Stand Pipes



Widcombe Single Ended Slipper Bathtub
Acrylic



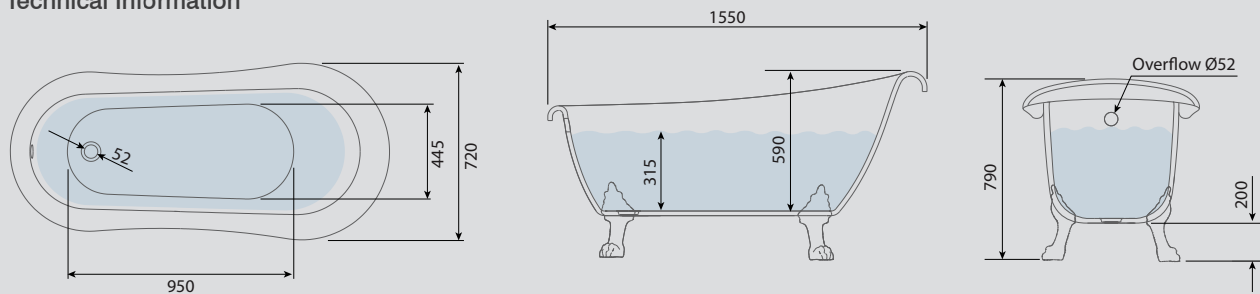
1550 x 720 x 790mm

BAT103

£875.00

PPaired here with the Keswick bath shower mixer & stand pipes see page 57 for further details.

Technical Information




All Roper Rhodes bathtubs are supplied in a white gloss outer surface. If you wish to paint your bath, please use suitable acrylic primers and paint. If in doubt, seek advice from the paint manufacturer.

To complete the look of your bathtub you will need to choose the following accessories



Choose Your
Bath Feet
p48




Choose Your
Overflow & Waste Kit
p49



Choose Your
Trap & Waste Pipe p50



Choose Your Tap Shrouds
or Standpipes
p51



Choose Your
Brassware
p55-57



Left orientation shown - BAT105

Corner Shower Bathtub
WIDCOMBE

Overall Size With Feet(mm)

1680(l) x 750(w) x 640(h)

Material

Reinforced 3.2mm Acrylic

Bathtub Weight (unfilled)

34KG

Capacity

192L

Finish

Gloss White

Features:

- Height Adjustable Floor Fixings Provided With All Feet
- Can Be Painted If Desired
- Optional Undrilled Tap Deck
- Single Ended
- Compatible With Showers

Compatible Tap Types:

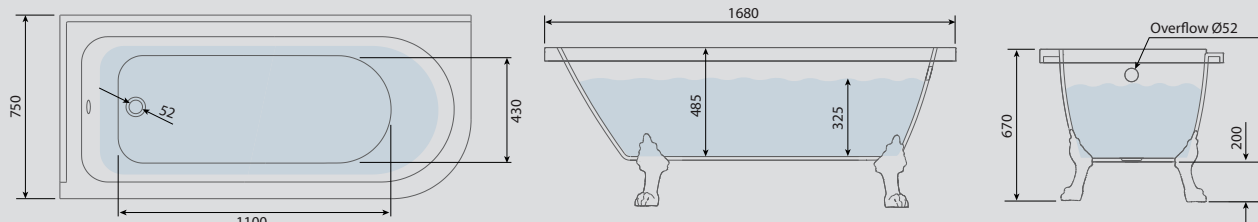
- Deck Mounted Bath Filler
- Wall Mounted Bath Filler

**Widcombe Shower Corner Bathtub**

Acrylic

1680 x 750 x 640mm - Left Handed **BAT105** **£875.00**1680 x 750 x 640mm - Right Handed **BAT106** **£875.00**

Paired here with the Keswick bath shower mixer & Keswick shower system see page 57 for further details.

Technical InformationAll bathtubs are supplied with undrilled tap decks
Left orientation shown - BAT105

All Roper Rhodes bathtubs are supplied in a white gloss outer surface. If you wish to paint your bath, please use suitable acrylic primers and paint. If in doubt, seek advice from the paint manufacturer.

To complete the look of your bathtub you will need to choose the following accessoriesChoose Your
Bath Feet
p48Choose Your
Overflow & Waste Kit
p49Choose Your
Trap & Waste Pipe p50Choose Your Tap Shrouds
or Standpipes
p51Choose Your
Brassware
p55-57

Choosing Your

WIDCOMBE BATHTUB

A classically inspired collection of baths, reimagined for the modern home. With all the era-defining details you would expect, our traditional bathtubs offer ample space for customisation. Create a bath unique to you by choosing from our extensive range of accessories and components, available in multiple complementary finishes.

01

Bathtub

Start with a style. From the quintessential slipper to the beautifully proportioned bateau bath, there is a design to suit any scheme.

02

Bath Feet

Complement your bath with a set of ornate bath feet. Choose from four finishes, matt black, chrome, brushed brass and white.

03

Brassware

Explore our extensive collection of proprietary brassware and tapware that perfectly marry form and function.

04

Shrouds/Standpipes

Conceal and protect pipework with a bath shroud or standpipe for a clean, uncluttered finish to your bathtub.

05

Overflow & Waste Kit

The fundamentals of your bath design, our waste and overflow kits are available in coordinating finishes to match your design scheme.

06

Trap & Waste Pipe

Consider every detail. Even our traps and waste pipe components are beautifully finished, with either chrome or brass to choose from.






Complete The Look

BATH ACCESSORIES

Elevate your bath with beautifully crafted accessories and components in the highest quality materials. We offer a choice of bath feet pairings, waste options, pipe shrouds and standpipes in multiple finishes to complete your bathtub design.



Traditional Bathtub

ACCESSORIES



Bathtub Feet

Cast from robust aluminium and expertly finished, our bath feet are inspired by the original Regency lion paw design and are designed to be paired with our traditional baths. Available in four finishes to suit any scheme.

- One pack of feet contains 4 feet and all fixings required.
- The feet are universal and work on all traditional tub options
- Feet are supplied with floor fixings to secure the bath tub in position and have a height adjustable levelling feature.
- Floor fixings provided with all feet.

Bathtub Feet

Available in four finishes

White	BAA102	£175.00
Chrome	BAA104	£175.00
Matt Black	BAA101	£265.00
Brushed Brass	BAA103	£325.00



Exposed Overflow Kits

Available in click mechanism and chain waste options, our exposed overflow kits are a practical and beautifully crafted addition to your bathtub.

Exposed overflow kit with click waste features

- The overflow and waste is universal and compatible with all traditional tubs.
- The pipe can be cut down to suit all Roper Rhodes traditional bath tub models.

Exposed Overflow Kit with Click Waste

Available in two finishes

Chrome	BAA108	£225.00
Brushed Brass	BAA109	£360.00

Exposed Overflow Kit with Plug & Chain Waste

Available in two finishes

Chrome	BAA110	£165.00
Brushed Brass	BAA111	£264.00

ACCESSORIES

P Traps

An essential part of a bathtubs plumbing system, our high quality P Traps ensure safe and efficient drainage while also coordinating with your chosen brassware. Constructed in robust brass and expertly plated.

P Trap features

- This connects to either the click waste or the chain waste depending upon your choice.
- The opposing end of the trap connects to the drain pipe.

P Traps

Available in two finishes

Chrome	BAA112	£65.00
Brushed Brass	BAA113	£95.00



Exposed Drain Pipes

When used with a P-trap, our exposed drain pipes provide efficient and functional draining from your bathtub. Available in two finishes, this component can be cut to the required length.

Exposed Drain Pipe features

- This 40mm pipe connects to P trap and then to the waste pipe to drain the water away whilst keeping the finish of the rest of the accessories.
- It comes with a shroud to cover the exit point to the wall or floor.
- The pipe is cut down by the fitter to the required length.

Exposed Drain Pipes

Available in two finishes

Chrome	BAA114	£115.00
Brushed Brass	BAA115	£210.00



Bathtub Shrouds & Standpipes

Functional and aesthetic, standpipes and shrouds conceal unsightly pipework while supporting your bath filler or bath/shower mixer. Available in a high shine chrome and brushed brass finish.

See the Roper Rhodes Bathroom Book for the entire brassware offering to pair with your shrouds.



Shrouds

Available in two finishes

Chrome	BAA116	£240.00
Brushed Brass	BAA117	£360.00

Stand Pipes

Available in two finishes

Chrome	T262102	£510.00
Brushed Brass	T262104	£555.00





Roper Rhodes

BRASSWARE



Contemporary Showers

Available in a trio of finishes, our contemporary shower collection features, intuitive controls. With concealed and bar valve options for complete design flexibility.



Contemporary Taps

Simple and refined, our collection of modern tapware offers functionality and form. With three finishes to choose from, the range includes basin mixers, wall-mounted basin mixers, bath fillers and bath shower mixers for a comprehensive bathroom suite.



Brassware Collection

View the Roper Rhodes bathroom Book for the full collection of available Brassware, in chrome, black and brushed brass finishes.



Storm Nova Wall Mounted Basin Mixer

160(w) x 120(h) x 180(d)mm

Chrome	T491902	£180.00
Black	T491903	£237.50
Brushed Brass	T491904	£285.00

Minimum pressure 0.2bar



Storm Nova Bath Filler

230(w) x 126(h) x 140(d)mm

Chrome	T463202	£282.00
Black	T463203	£300.00
Brushed Brass	T463204	£360.00

Minimum pressure 0.2bar



Storm Nova Bath Shower Mixer

230(w) x 126(h) x 140(d)mm

Chrome	T464202	£354.00
Black	T464203	£378.00
Brushed Brass	T464204	£450.00

Minimum pressure 0.2bar



Storm Nova Freestanding Bath Shower Mixer

200(w) x 1125(h) x 365(d)mm

Chrome	T461902	£900.00
Black	T461903	£950.00
Brushed Brass	T461904	£1,025.00

Minimum pressure 1.0bar



Unity Dual Function Bar Shower System

SVSET166	Black	£497.00
----------	-------	----------------

Minimum pressure 0.5bar



Unity Dual Function Shower System With Riser Kit & Overhead Shower

SVSET152	Black	£625.00
----------	-------	----------------

Minimum pressure 1.0bar



PVD
Hardwearing &
scratch resistant coating
brushed brass finish



GUARANTEE
including thermostatic
cartridge

Roper Rhodes

BRASSWARE



Traditional Showers

With concealed valve and exposed valve options available, our traditional shower collection combines modern engineering with a historical sensibility. Subtle features such as classic fittings evidence the ranges exemplary design.



Traditional Taps

Complement your bathtub and create a balanced bathroom scheme with our collection of traditional tapware. Available in two heritage finishes, choose from a range of taps, basin mixers, bath fillers and bath shower mixers.



Brassware Collection

View the Roper Rhodes Bathroom Book for the full collection of available Brassware, in chrome, black and brushed brass finishes.



Kewick Bath filler
237(w) x 200(h) x 213(d)mm

Chrome	T323202	£401.00
Brushed Brass	T323204	£530.00

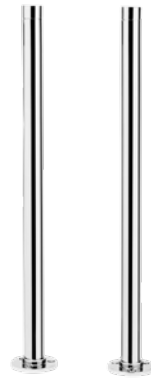
Minimum pressure 0.2bar



Kewick Bath Shower Mixer
237(w) x 375(h) x 213(d)mm


Chrome	T324202	£530.00
Brushed Brass	T324204	£690.00

Minimum pressure 0.2bar



Stand Pipes
87(w) x 680(d)mm

Chrome	T262102	£510.00
Brushed Brass	T262104	£555.00



Shrouds
87(w) x 680(d)mm

Chrome	BAA116	£240.00
Brushed Brass	BAA117	£360.00



Kewick Dual Function Shower System With Overhead Shower & Handset

SVSET175	Brushed Brass	£1,210.00
SVSET129	Chrome	£960.00

Min pressure 0.5bar



Kewick Dual Function Shower System With Riser Kit & Overhead Shower

SVSET131	Chrome	£875.00
----------	--------	----------------

Min pressure 0.5bar



PVD
Hardwearing & scratch resistant coating brushed brass finish



10 YEAR
GUARANTEE including thermostatic cartridge

CUSTOMER SERVICE

Guarantees

Our baths, taps and showers carry a ten year guarantee for your peace of mind.

Please see individual product sections for details.

Guarantees are for domestic use only and are not transferable

Replacement Parts

We carry extensive stocks of replacement parts and are normally able to dispatch spares within 24 hours of your request. Damaged parts will be replaced with a spare part where possible, complete exchanges will only be made where it is not practical to do so.

Product Specification

Roper Rhodes Ltd reserves the right to amend the specification of its products at any time if an opportunity to improve the product occurs. All dimensions are approximate and are quoted within reasonable tolerances.

Pricing

All prices quoted are inclusive of Value Added Tax, which will be charged at the rate applicable on the date your product is despatched. The prices charged will be those ruling at the date of despatch and Roper Rhodes cannot be held responsible for any errors or omissions in this brochure.

Contact Us

If you need to contact us, our experienced in-house customer service team have a wealth of knowledge about our products.

01225 303900

sales@roperrhodes.co.uk

Monday to Thursday - 8:00am - 5:30pm

Friday - 8:00am - 5:00pm

ROPER RHODES[®]





ROPER RHODES®
BATH

Brassmill Lane Trading Estate, Bath, BA1 3JF
RRBATHAUG23